

Feedback Analysis (2018 – 2019)

A course wise and subject wise well-structured feedback from the following stakeholders was collected online to review the syllabus.

Type of Stakeholder	Course	Number of Subjects	Number of respondents
Students	B. Com. I	09	82
	B. Com. II	06	53
	B. Com. III	06	130
	BBA I	07	30
	BBA II	07	43
	BBA III	07	27
	M. Com. I	04	27
	M. Com. II	04	26
	MBA I (Sem I)	08	21
	MBA I (Sem II)	08	21
	MBA II (Sem III)	13	22
	MBA II (Sem IV)	12	21
	Sub-Total	91	503
Teachers	-	-	25
Alumni	-	-	25
Parents	-	-	74
Employer	-	-	00
Total	-	-	627

The subject wise mean was obtained by averaging the responses given by stakeholders on ten different parameters. The subject wise, course wise and parameter wise detailed analysis was enclosed herewith to study the feedback given by different stakeholders on design and review of the syllabus. The action taken report is enclosed after the detailed analysis. The analysis is organized as follows.

Particulars	Page Numbers
1. Analysis of feedback given by students	02 - 13
2. Analysis of feedback given by teachers	14
3. Analysis of feedback given by alumni	15 - 16
4. Analysis of feedback given by parents	17
5. Action Taken Report	18

1. ANALYSIS OF FEEDBACK GIVEN BY STUDENTS

Table 1. Subject wise average score of responses given by **B. Com. I** Students on ten different parameters

Parameters	Eng.	B. E. I	Mgt	F. A.	Ins.	Maths.	Marathi	Hindi	Mkt
Depth of the syllabus content	4.34	4.48	4.29	4.50	4.48	4.00	4.50	4.50	4.15
Organisation of the syllabus	4.21	4.46	4.37	4.50	4.47	4.40	4.00	4.00	3.89
Extent of coverage of syllabus	4.28	4.46	4.30	4.46	4.40	4.00	4.29	4.25	3.93
Emphasis on fundamentals	4.27	4.50	4.29	4.48	4.38	4.00	4.50	4.00	3.96
Coverage of modern / advanced topics	4.29	4.57	4.39	4.48	4.34	4.50	4.17	5.00	3.89
Applicability/relevance to real life situations	4.27	4.48	4.52	4.55	4.30	4.25	4.40	5.00	3.93
Learning value (in terms of knowledge, concepts, manual skills, analytical abilities and broadening perspectives)	4.29	4.50	4.41	4.55	4.59	4.50	4.60	5.00	3.96
Availability of textbooks/ reference books/ reading material	4.26	4.37	4.45	4.41	4.27	4.75	5.00	4.67	3.88
Consideration to slow and advanced learners	4.22	4.50	4.44	4.57	4.50	4.50	4.80	4.67	3.95
Evaluation pattern	4.27	4.50	4.44	4.55	4.39	4.40	5.00	5.00	4.00
Overall	4.27	4.48	4.39	4.50	4.41	4.33	4.53	4.61	3.96

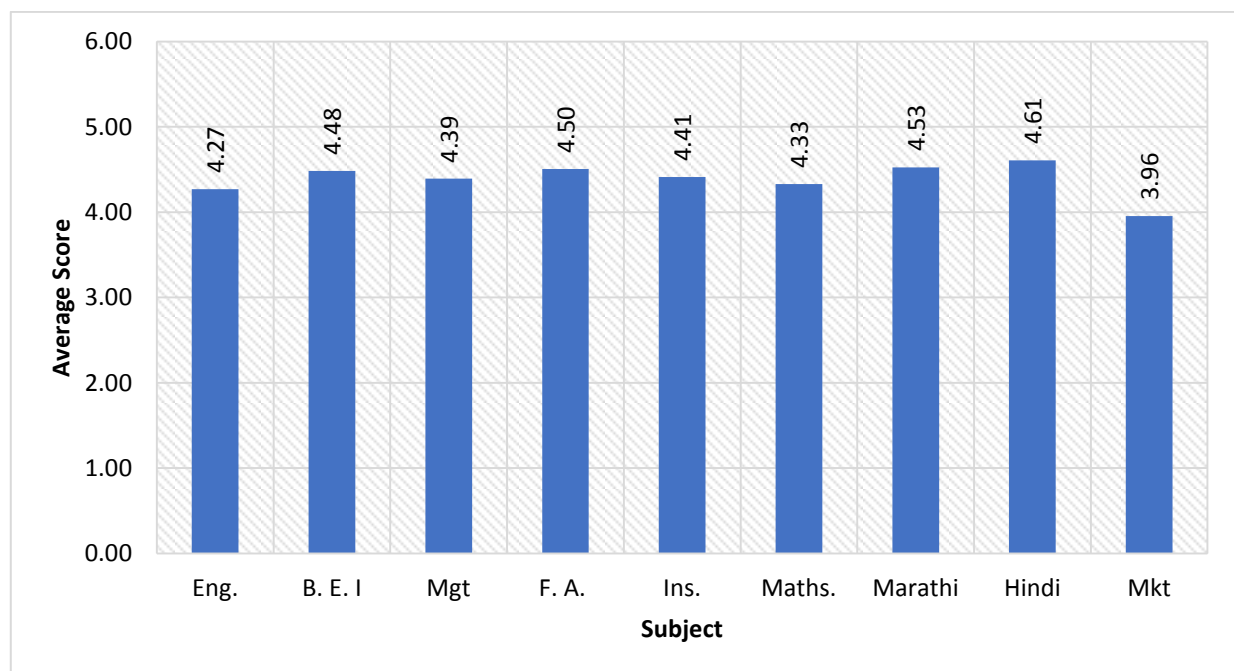


Figure 1. Bar diagram showing subject wise average score of responses given by **B. Com. I** Students

Table 2. Subject wise average score of responses given by **B. Com. II** Students on ten different parameters

Parameters	Eng.	B. E. II	F. O. E.	C.A.	B. S.	M. F. S.
Depth of the syllabus content	3.87	3.75	4.38	4.42	4.68	4.30
Organisation of the syllabus	4.00	3.85	4.21	4.42	4.58	4.21
Extent of coverage of syllabus	4.17	3.98	4.30	4.42	4.57	4.45
Emphasis on fundamentals	4.26	4.21	4.45	4.49	4.57	4.34
Coverage of modern / advanced topics	4.30	4.15	4.42	4.49	4.60	4.23
Applicability/relevance to real life situations	4.28	4.19	4.28	4.47	4.64	4.36
Learning value (in terms of knowledge, concepts, manual skills, analytical abilities and broadening perspectives)	4.32	4.19	4.42	4.53	4.58	4.47
Availability of textbooks/ reference books/ reading material	4.19	4.26	4.19	4.51	4.43	4.38
Consideration to slow and advanced learners	4.04	4.32	4.34	4.51	4.43	4.32
Evaluation pattern	4.26	4.30	4.38	4.43	4.43	4.58
Overall	4.17	4.12	4.34	4.47	4.55	4.36

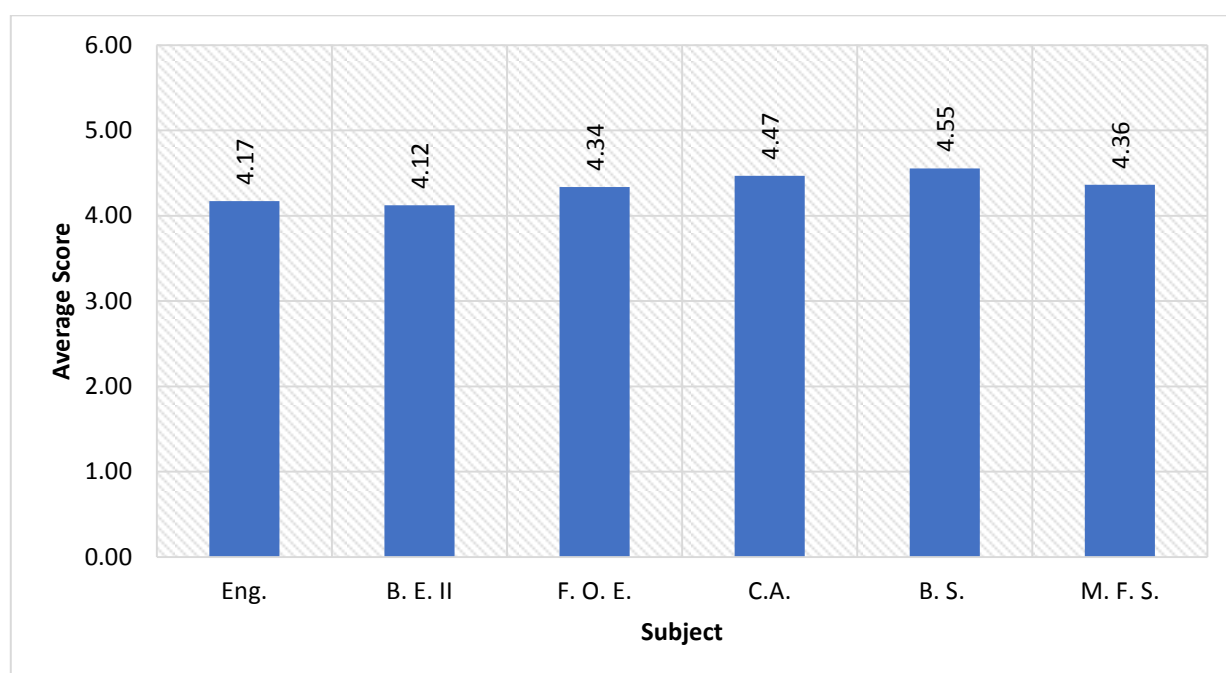
**Figure 2.** Bar diagram showing subject wise average score of responses given by **B. Com. II** Students

Table 3. Subject wise average score of responses given by **B. Com. III** Students on ten different parameters

Parameters	M.M.P.	B.R.F.	B.E.	C.D.	Acc I	IM I	Costing I	Acc II	IM II	Costing II
Depth of the syllabus content	4.78	4.98	5.00	5.00	4.88	5.00		5.00	5.00	
Organisation of the syllabus	4.78	4.96	4.99	4.99	4.75	5.00		4.50	5.00	
Extent of coverage of syllabus	4.86	4.98	5.00	5.00	4.50	5.00		5.00	5.00	
Emphasis on fundamentals	4.77	4.98	4.99	5.00	4.75	5.00		4.63	5.00	
Coverage of modern / advanced topics	4.78	4.98	5.00	4.99	4.63	5.00		4.86	5.00	
Applicability/relevance to real life situations	4.78	4.99	5.00	5.00	4.75	5.00		4.63	5.00	
Learning value (in terms of knowledge, concepts, manual skills, analytical abilities and broadening perspectives)	4.84	5.00	5.00	5.00	4.50	5.00		4.50	5.00	
Availability of textbooks/ reference books/ reading material	4.83	4.99	5.00	5.00	4.71	5.00		4.83	5.00	
Consideration to slow and advanced learners	4.75	4.98	5.00	5.00	4.50	5.00		4.83	5.00	
Evaluation pattern	4.78	4.97	5.00	5.00	4.63	5.00		4.33	5.00	
Overall	4.79	4.98	5.00	5.00	4.66	5.00		4.71	5.00	

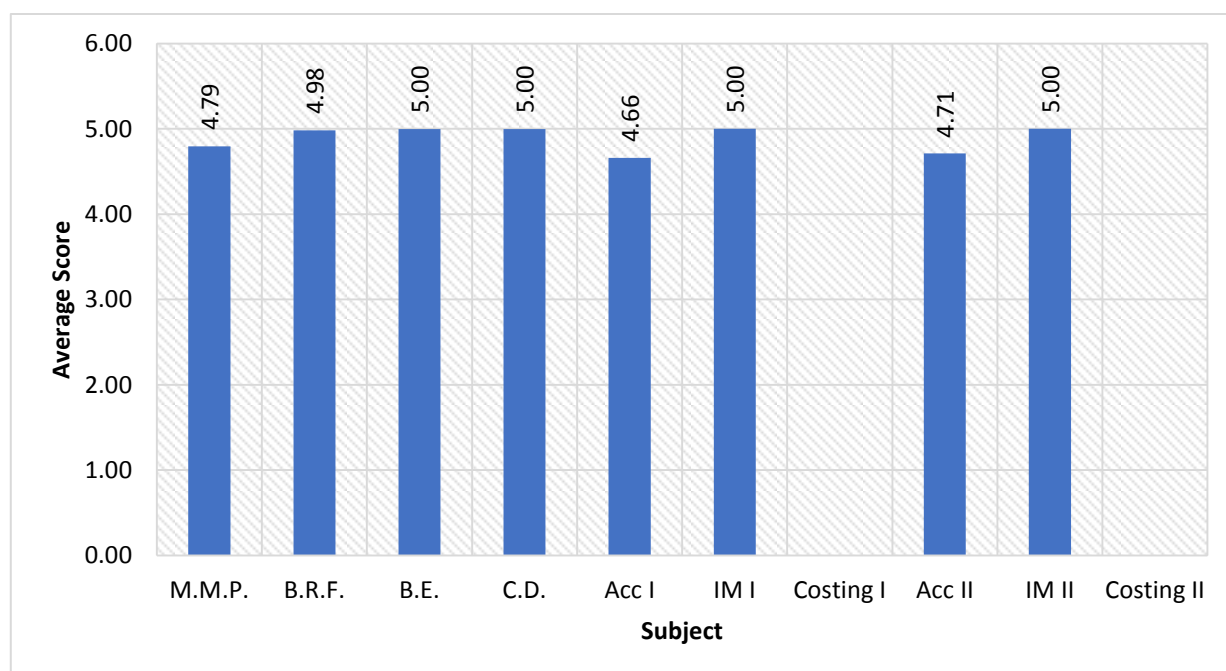
**Figure 3.** Bar diagram showing subject wise average score of responses given by **B. Com. III** Students

Table 4. Subject wise average score of responses given by **BBA I** Students on ten different parameters

Parameters	BC	BE	Mgt	FA	HRM	Mkt	IT
Depth of the syllabus content	4.43	4.63	4.57	4.63	4.80	4.60	4.50
Organisation of the syllabus	4.53	4.63	4.67	4.70	4.77	4.60	4.57
Extent of coverage of syllabus	4.63	4.70	4.57	4.77	4.70	4.73	4.47
Emphasis on fundamentals	4.57	4.60	4.60	4.77	4.83	4.67	4.73
Coverage of modern / advanced topics	4.47	4.57	4.63	4.80	4.87	4.70	4.73
Applicability/relevance to real life situations	4.70	4.63	4.70	4.70	4.80	4.87	4.70
Learning value (in terms of knowledge, concepts, manual skills, analytical abilities and broadening perspectives)	4.67	4.67	4.80	4.70	4.90	4.73	4.83
Availability of Textbooks/ reference books/ reading material	4.63	4.73	4.73	4.77	4.73	4.77	4.77
Consideration to Slow and Advanced learners	4.63	4.70	4.77	4.73	4.77	4.80	4.77
Evaluation Pattern	4.60	4.70	4.73	4.73	4.83	4.80	4.83
Overall	4.59	4.66	4.68	4.73	4.80	4.73	4.69

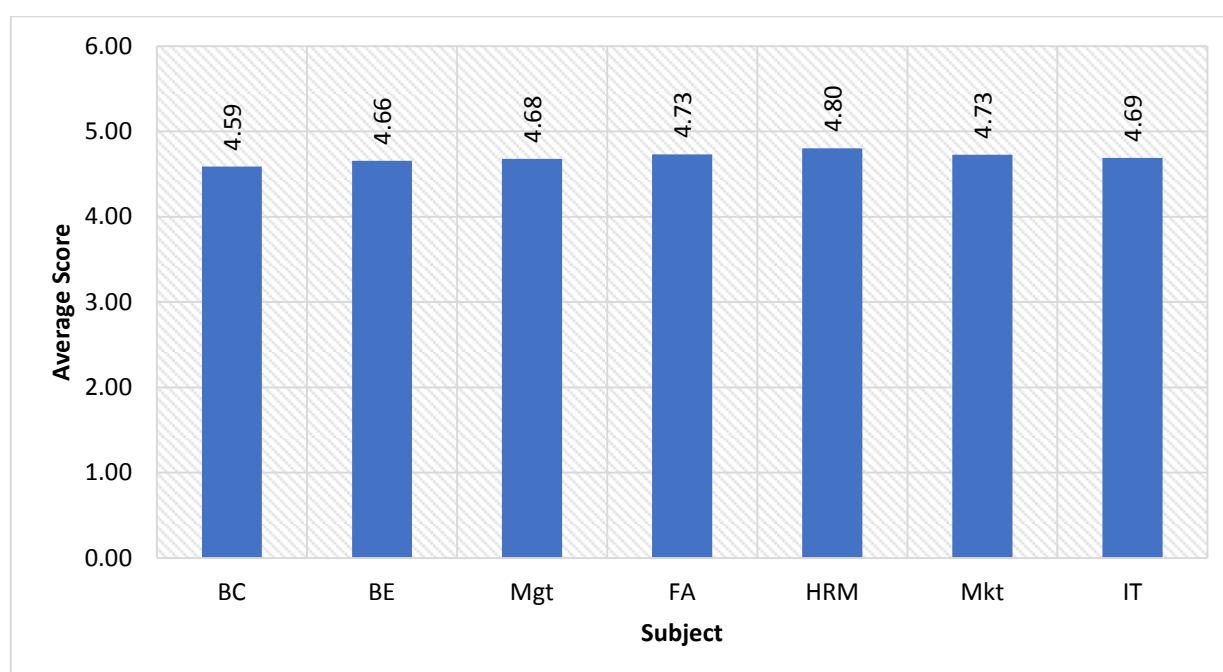
**Figure 4.** Bar diagram showing subject wise average score of responses given by **BBA I** Students

Table 5. Subject wise average score of responses given by **BBA II** Students on ten different parameters

Parameters	Eco.	E.D.P.	Stats.	M.B.S.	Mgt. A/C	E-Comm.	Prod. Mgt.
Depth of the syllabus content	4.81	4.81	4.91	4.72	4.93	4.86	4.98
Organisation of the syllabus	4.86	4.91	4.98	4.70	4.95	4.81	4.98
Extent of coverage of syllabus	4.93	4.93	4.98	4.79	4.98	4.95	5.00
Emphasis on fundamentals	4.81	4.88	4.98	4.65	4.98	4.98	5.00
Coverage of modern / advanced topics	4.84	4.91	5.00	4.77	4.95	4.88	5.00
Applicability/relevance to real life situations	4.93	4.93	4.98	4.67	5.00	5.00	5.00
Learning value (in terms of knowledge, concepts, manual skills, analytical abilities and broadening perspectives)	4.91	4.91	4.95	4.70	4.95	4.93	5.00
Availability of Textbooks/ reference books/ reading material	4.95	4.77	5.00	4.67	4.98	4.72	5.00
Consideration to Slow and Advanced learners	4.88	4.86	5.00	4.65	4.91	4.91	5.00
Evaluation Pattern	4.86	4.91	5.00	4.77	5.00	4.86	5.00
Overall	4.88	4.88	4.98	4.71	4.96	4.89	5.00

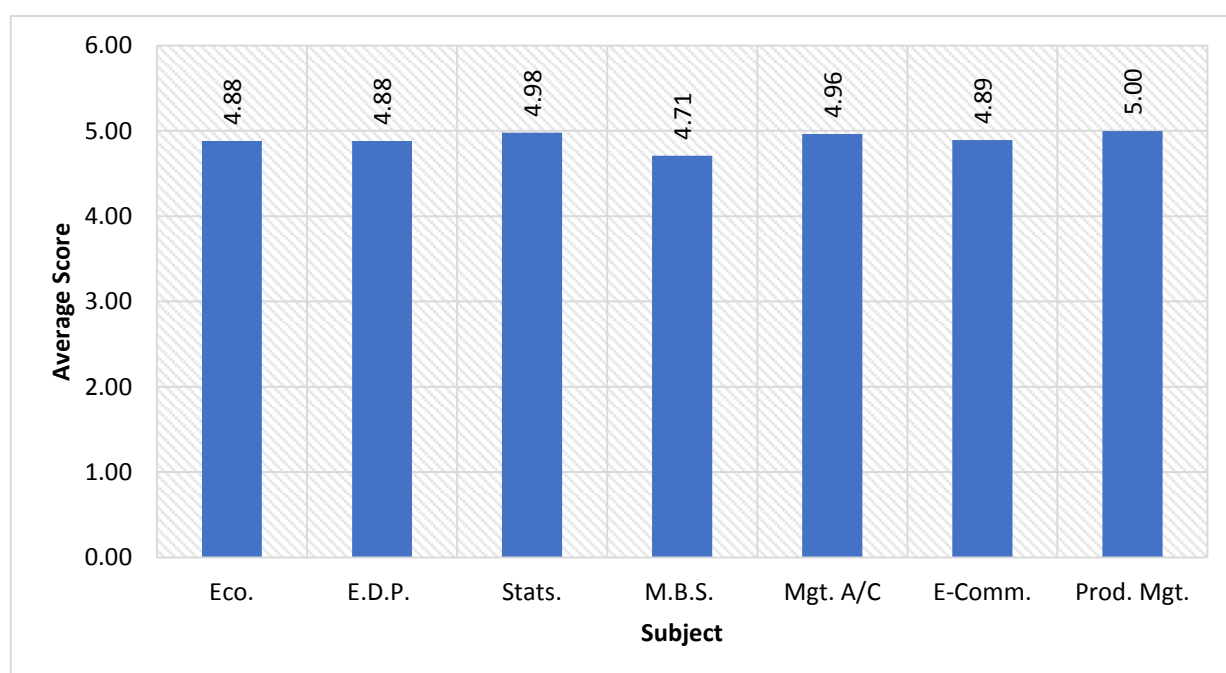
**Figure 5.** Bar diagram showing subject wise average score of responses given by **BBA II** Students

Table 6. Subject wise average score of responses given by **BBA III** Students on ten different parameters

Parameters	Mod. Mgt.	F. M.	R. M.	Mkt. Mgt.	Int. Bus.	Hum. Skills	Bus. Law.
Depth of the syllabus content	4.70	4.93	4.93	4.85	4.96	4.96	4.93
Organisation of the syllabus	4.59	4.96	4.85	4.85	4.89	4.93	4.89
Extent of coverage of syllabus	4.78	4.70	4.96	4.89	4.85	4.93	4.93
Emphasis on fundamentals	4.74	4.96	4.89	4.81	4.81	4.96	4.93
Coverage of modern / advanced topics	4.59	4.85	4.85	4.81	4.81	4.85	4.96
Applicability/relevance to real life situations	4.41	4.63	4.78	4.78	4.78	4.85	4.85
Learning value (in terms of knowledge, concepts, manual skills, analytical abilities and broadening perspectives)	4.63	4.93	4.93	4.81	4.93	4.85	4.96
Availability of Textbooks/ reference books/ reading material	4.52	4.85	4.85	4.89	4.96	4.93	4.89
Consideration to Slow and Advanced learners	4.59	4.74	4.89	4.78	4.85	4.74	4.89
Evaluation Pattern	4.59	4.93	4.85	4.93	4.93	4.85	4.96
Overall	4.61	4.85	4.88	4.84	4.88	4.89	4.92

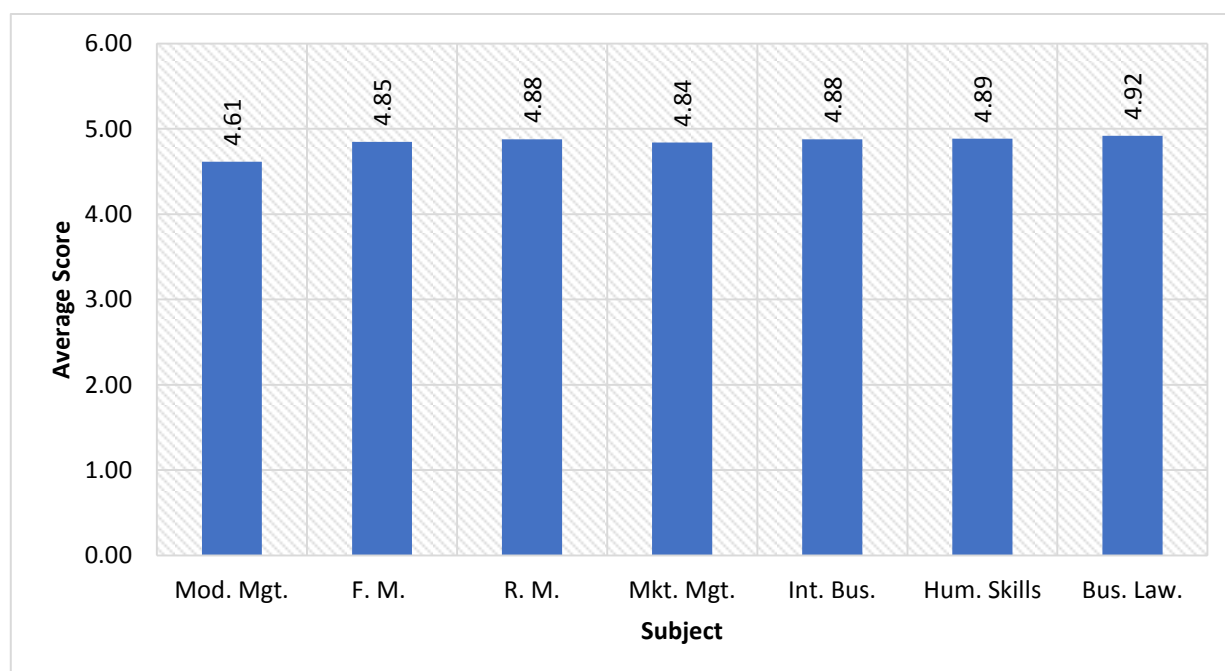
**Figure 6.** Bar diagram showing subject wise average score of responses given by **BBA III** Students

Table 7. Subject wise average score of responses given by **M. Com. I** Students on ten different parameters

Parameters	MCOB	ME	A/C I	A/C II
Depth of the syllabus content	4.63	4.52	4.78	4.78
Organisation of the syllabus	4.48	4.56	4.70	4.74
Extent of coverage of syllabus	4.52	4.52	4.74	4.81
Emphasis on fundamentals	4.41	4.67	4.78	4.81
Coverage of modern / advanced topics	4.41	4.59	4.70	4.89
Applicability/relevance to real life situations	4.70	4.63	4.78	4.81
Learning value (in terms of knowledge, concepts, manual skills, analytical abilities and broadening perspectives)	4.48	4.59	4.85	4.81
Availability of textbooks/ reference books/ reading material	4.56	4.85	4.85	4.78
Consideration to slow and advanced learners	4.59	4.59	4.78	4.85
Evaluation pattern	4.48	4.59	4.78	4.78
Overall	4.53	4.61	4.77	4.81

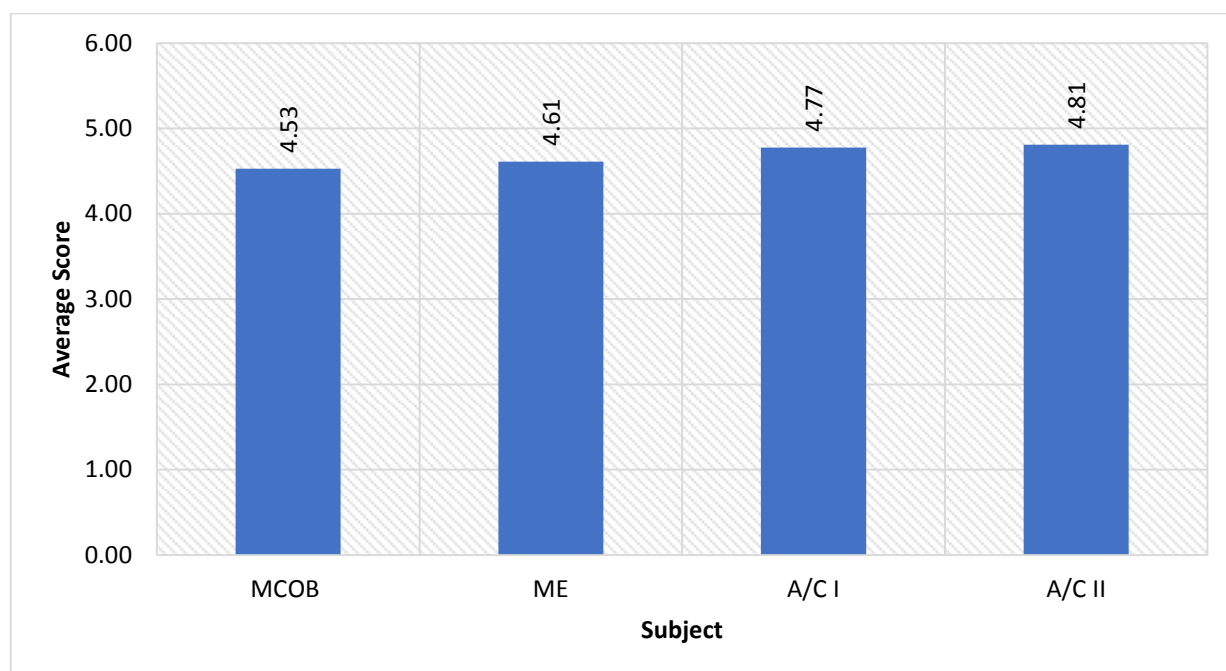
**Figure 7.** Bar diagram showing subject wise average score of responses given by **M. Com. I** Students

Table 8. Subject wise average score of responses given by **M. Com. II** Students on ten different parameters

Parameters	BF	MA	A/C V	A/C VI
Depth of the syllabus content	4.62	4.77	4.65	4.85
Organisation of the syllabus	4.46	4.62	4.65	4.92
Extent of coverage of syllabus	4.54	4.69	4.65	4.81
Emphasis on fundamentals	4.62	4.73	4.58	4.85
Coverage of modern / advanced topics	4.77	4.65	4.62	4.85
Applicability/relevance to real life situations	4.62	4.62	4.62	4.77
Learning value (in terms of knowledge, concepts, manual skills, analytical abilities and broadening perspectives)	4.81	4.96	4.88	4.92
Availability of textbooks/ reference books/ reading material	4.65	4.85	4.77	4.96
Consideration to slow and advanced learners	4.54	4.65	4.65	4.81
Evaluation pattern	4.62	4.69	4.73	4.81
Overall	4.62	4.72	4.68	4.85

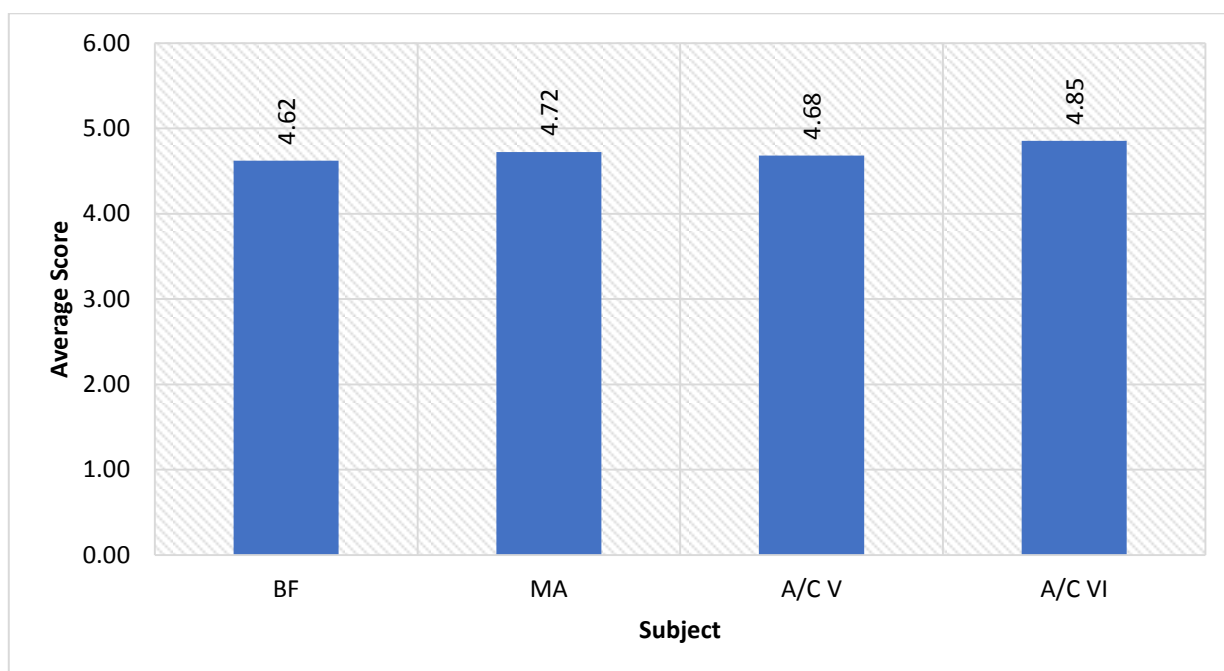
**Figure 8.** Bar diagram showing subject wise average score of responses given by **M. Com. II** Students

Table 9. Subject wise average score of responses given by **MBA I (SEM I)** Students on ten different parameters

Parameters	PPM	Mgt A/C	QTM	ME	IT	BC	OB	Law
Depth of the syllabus content	4.81	4.81	4.86	4.76	4.90	4.81	4.86	4.62
Organisation of the syllabus	4.86	4.76	4.71	4.81	4.86	4.90	4.86	4.81
Extent of coverage of syllabus	4.90	4.81	4.81	4.81	4.95	4.95	4.86	4.71
Emphasis on fundamentals	4.76	4.81	4.86	4.90	4.90	4.90	4.86	4.81
Coverage of modern / advanced topics	4.90	4.81	4.81	4.86	4.95	4.95	4.95	4.90
Applicability/relevance to real life situations	4.76	4.81	4.67	4.71	4.86	4.76	4.81	4.86
Learning value (in terms of knowledge, concepts, manual skills, analytical abilities and broadening perspectives)	4.90	4.90	4.90	4.90	4.90	4.90	4.90	4.90
Availability of textbooks/ reference books/ reading material	4.90	4.90	4.90	4.90	4.90	4.90	4.90	4.90
Consideration to slow and advanced learners	4.90	4.90	4.90	4.90	4.90	4.90	4.90	4.90
Evaluation pattern	4.90	4.90	4.90	4.90	4.90	4.90	4.90	4.90
Overall	4.86	4.84	4.83	4.85	4.90	4.89	4.88	4.83

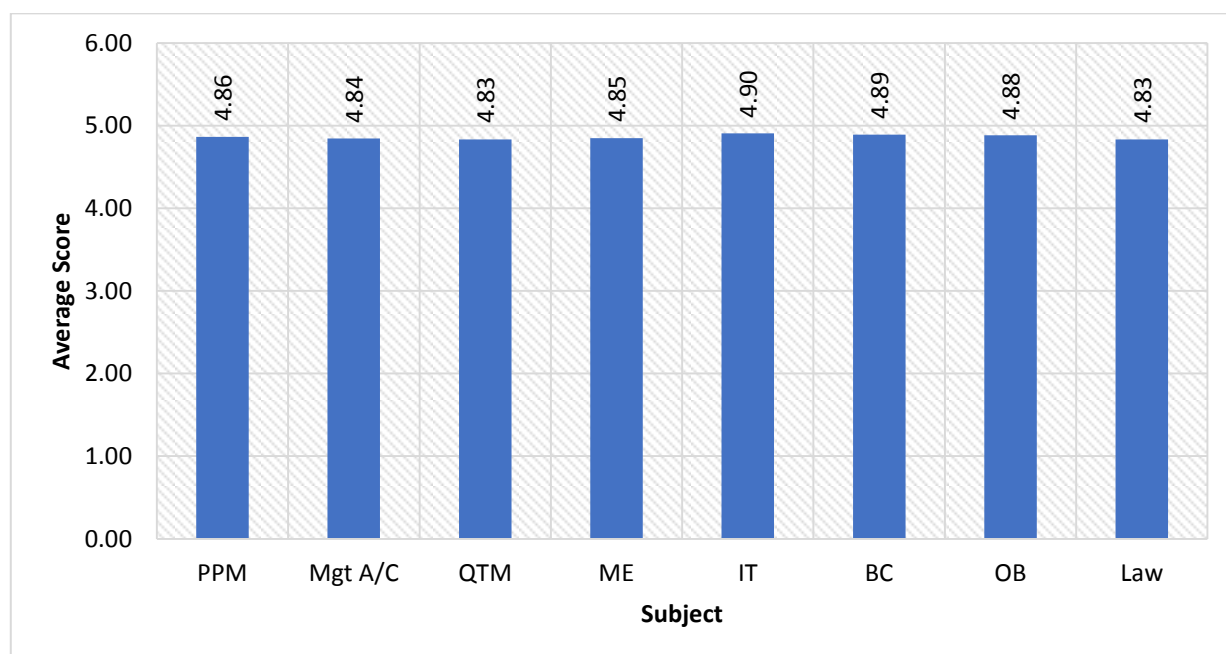
**Figure 9.** Bar diagram showing subject wise average score of responses given by **MBA I (SEM I)** Students

Table 10. Subject wise average score of responses given by **MBA I (SEM II)** Students on ten different parameters

Parameters	Mkt. Mgt.	FM	HRM	OM	MIS	ORT	RM	BE
Depth of the syllabus content	4.90	4.86	4.76	4.81	4.81	4.90	4.67	4.67
Organisation of the syllabus	4.95	4.76	4.71	4.76	4.95	4.90	4.81	4.76
Extent of coverage of syllabus	4.81	4.86	4.76	4.86	4.90	4.95	4.86	4.71
Emphasis on fundamentals	4.90	4.90	4.86	4.95	4.86	4.86	4.86	4.86
Coverage of modern / advanced topics	4.95	4.95	5.00	4.81	4.81	4.81	4.90	4.76
Applicability/relevance to real life situations	5.00	4.86	4.90	4.90	4.81	4.90	4.86	4.95
Learning value (in terms of knowledge, concepts, manual skills, analytical abilities and broadening perspectives)	5.00	4.90	4.81	4.76	4.81	4.86	4.86	4.86
Availability of textbooks/ reference books/ reading material	4.90	4.76	4.76	4.71	4.86	4.90	4.86	4.86
Consideration to slow and advanced learners	4.95	4.81	4.95	4.90	4.86	4.76	4.81	4.90
Evaluation pattern	4.86	4.90	4.90	4.86	4.81	4.95	4.95	4.81
Overall	4.92	4.86	4.84	4.83	4.85	4.88	4.84	4.81

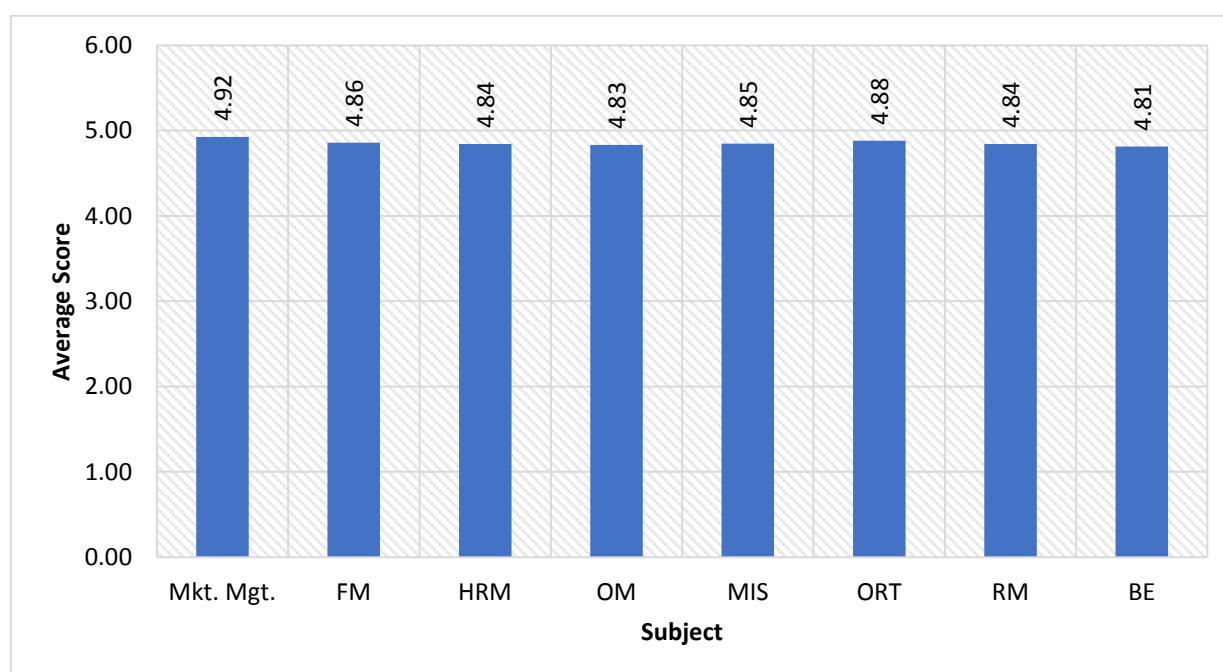
**Figure 10.** Bar diagram showing subject wise average score of responses given by **MBA I (SEM II)** Students

Table 11. Subject wise average score of responses given by **MBA II (SEM III)** Students on ten different parameters

Parameters	CPM	MKT. / FINANCE / HRM / IT					
		Option A Paper I	Option A Paper II	Option A Paper III	Option B Paper I	Option B Paper II	Option B Paper III
Depth of the syllabus content	4.50	4.41	4.36	4.45	4.55	4.45	4.59
Organisation of the syllabus	4.50	4.59	4.55	4.59	4.55	4.64	4.50
Extent of coverage of syllabus	4.50	4.73	4.68	4.55	4.64	4.55	4.73
Emphasis on fundamentals	4.41	4.32	4.32	4.41	4.55	4.68	4.41
Coverage of modern / advanced topics	4.64	4.55	4.55	4.68	4.36	4.59	4.59
Applicability/relevance to real life situations	4.64	4.55	4.64	4.64	4.64	4.68	4.73
Learning value (in terms of knowledge, concepts, manual skills, analytical abilities and broadening perspectives)	4.64	4.64	4.36	4.36	4.55	4.77	4.59
Availability of textbooks/ reference books/ reading material	4.50	4.55	4.55	4.82	4.73	4.64	4.73
Consideration to slow and advanced learners	4.36	4.36	4.36	4.64	4.45	4.50	4.64
Evaluation pattern	4.68	4.55	4.73	4.64	4.59	4.73	4.55
Overall	4.54	4.52	4.51	4.58	4.56	4.62	4.60

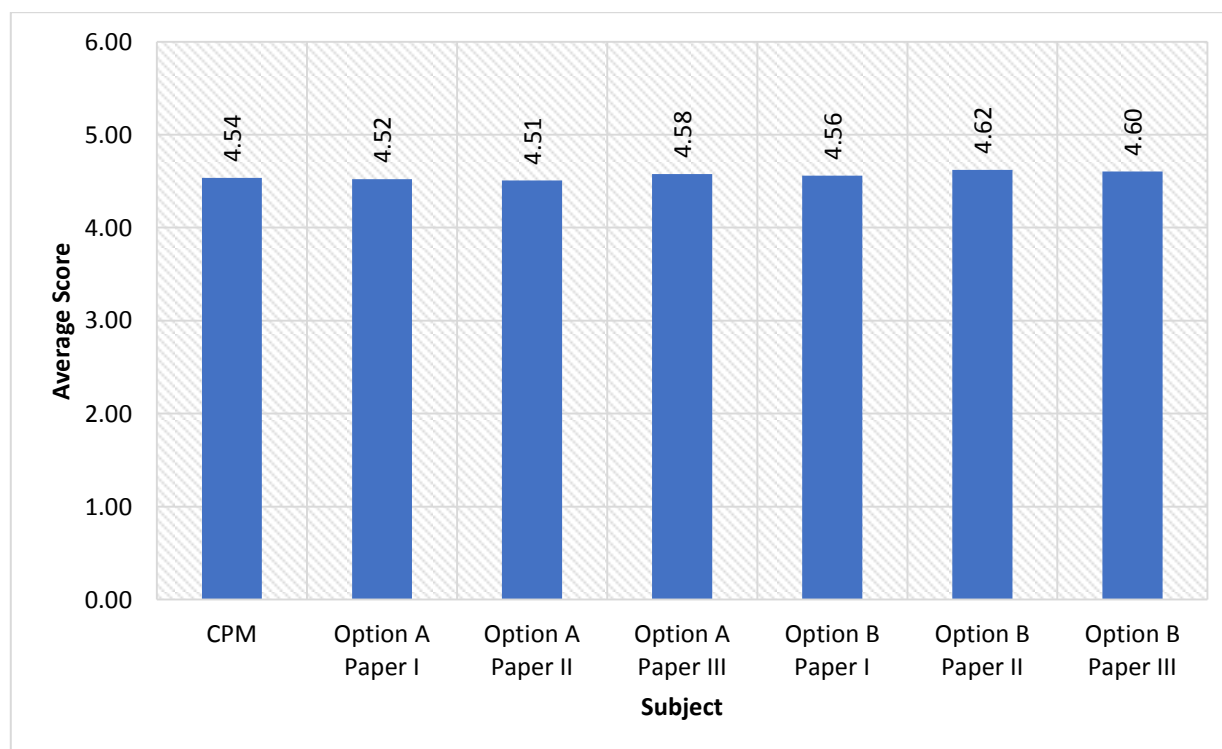


Figure 11. Bar diagram showing subject wise average score of responses given by **MBA II (SEM III)** Students

Table 12. Subject wise average score of responses given by **MBA II (SEM IV)** Students on ten different parameters

Parameters	ED	MCS	CQS	IB	MKT. / FINANCE / HRM / IT			
					Option A Paper IV	Option A Paper V	Option B Paper IV	Option B Paper V
Depth of the syllabus content	4.62	4.29	4.67	4.48	4.81	4.67	4.76	4.76
Organisation of the syllabus	4.62	4.48	4.48	4.43	4.62	4.52	4.67	4.62
Extent of coverage of syllabus	4.48	4.19	4.71	4.48	4.62	4.62	4.71	4.67
Emphasis on fundamentals	4.52	4.52	4.38	4.52	4.67	4.76	4.62	4.76
Coverage of modern / advanced topics	4.52	4.24	4.62	4.43	4.62	4.52	4.57	4.62
Applicability/relevance to real life situations	4.90	4.57	4.71	4.52	4.86	4.86	4.62	4.67
Learning value (in terms of knowledge, concepts, manual skills, analytical abilities and broadening perspectives)	4.71	4.62	4.81	4.76	4.71	4.76	4.76	4.86
Availability of textbooks/ reference books/ reading material	4.81	4.67	4.76	4.71	4.81	4.76	4.76	4.76
Consideration to slow and advanced learners	4.67	4.71	4.81	4.71	4.71	4.62	4.71	4.62
Evaluation pattern	4.52	4.43	4.62	4.62	4.57	4.57	4.62	4.62
Overall	4.64	4.47	4.66	4.57	4.70	4.67	4.68	4.70

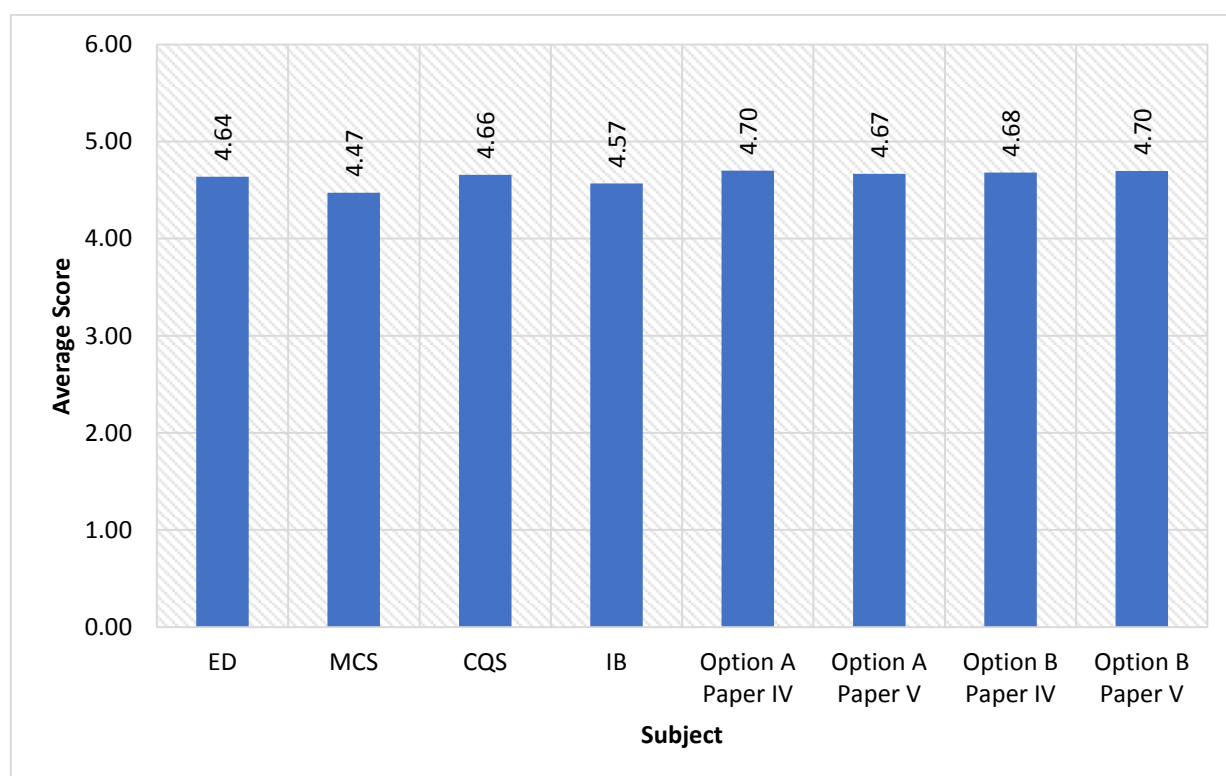


Figure 12. Bar diagram showing subject wise average score of responses given by **MBA II (SEM IV)** Students

2. ANALYSIS OF FEEDBACK GIVEN BY TEACHERS

Table 13. Statement wise frequency distribution of responses given by teachers

Statement	Grading/Rating				
	Poor	Fair	Average	Good	Excellent
S1. Sufficiency of syllabus to bridge the gap between industry standards /current global scenarios and academics	0	5	4	6	10
S2. The possibility of timely coverage of syllabus in the mentioned number of hours	1	4	2	5	13
S3. Availability of sufficient reference material and books for the topics mentioned in the syllabus	0	2	1	9	13
S4. Sufficiency of the evaluation methods mentioned in the syllabus for providing proper assessment	0	3	5	5	12
S5. Learning value (in terms of skills, concepts, knowledge, analytical abilities or broadening perspectives)	0	4	3	7	11
S6. Applicability/relevance to real life situations	0	6	5	3	11
S7. Depth of the syllabus content	0	4	6	3	12
S8. Extent of the coverage of syllabus	1	2	5	4	13

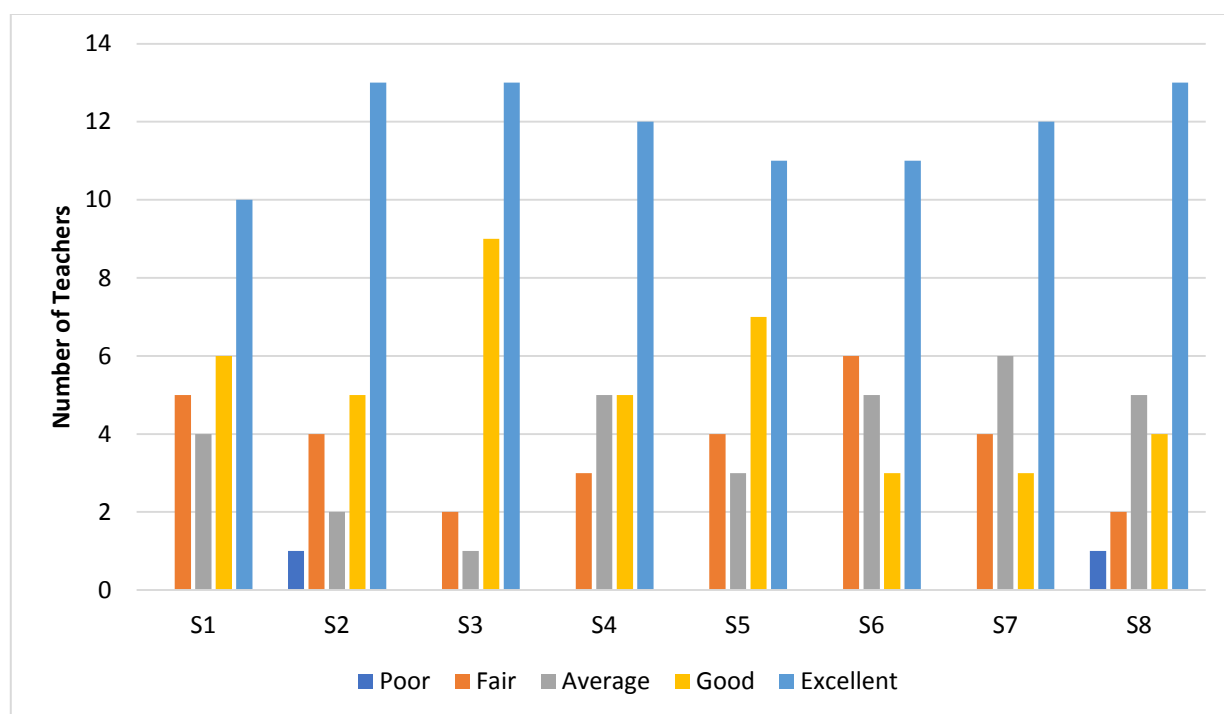


Figure 13. Multiple bar diagram showing statement wise frequency distribution of responses given by teachers

3. ANALYSIS OF FEEDBACK GIVEN BY ALUMNI

Table 14. Statement wise frequency distribution of responses given by alumni

Regarding Institution	Very Good	Good	Satisfactory	Unsatisfactory	Total
	Number of Alumni				
1. Admission Procedure	6	8	11	0	25
2. Progress of College	6	7	12	0	25
3. Performance in Sport and cultural activities	10	2	13	0	25
4. Social and Environmental activities	7	6	12	0	25
5. Communication of College with alumni	7	6	12	0	25
Regarding Syllabus Contents	Number of Alumni			Total	
	YES	NO			
1. Is the syllabus updated enough? If no, then specify the technologies/ topics to be added to make it more updated.	23	02		25	
2. Is the syllabus content delivery interesting? If no, specify the ways that it could be more interesting?	24	01		25	
3. Is the syllabus fulfilling your expectations? If no, specify the reasons?	23	02		25	
4. Have you learnt any new skills in the due course of your study? (Other than syllabus) Specify them.	21	04		25	
5. Does the syllabus create any interest to pursue post graduation/Research/ entrepreneurship in the particular topic?	24	01		25	

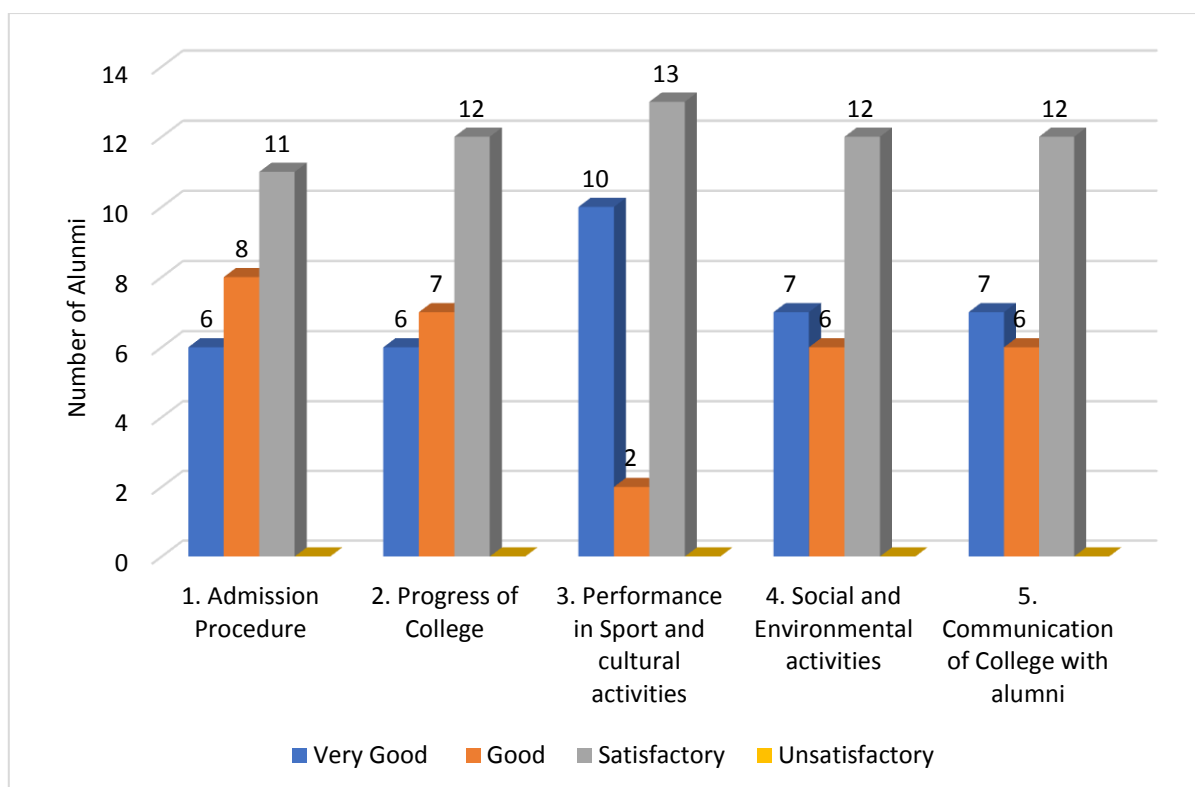


Figure 14A. Multiple bar diagram showing statement wise frequency distribution of responses regarding institution given by alumni

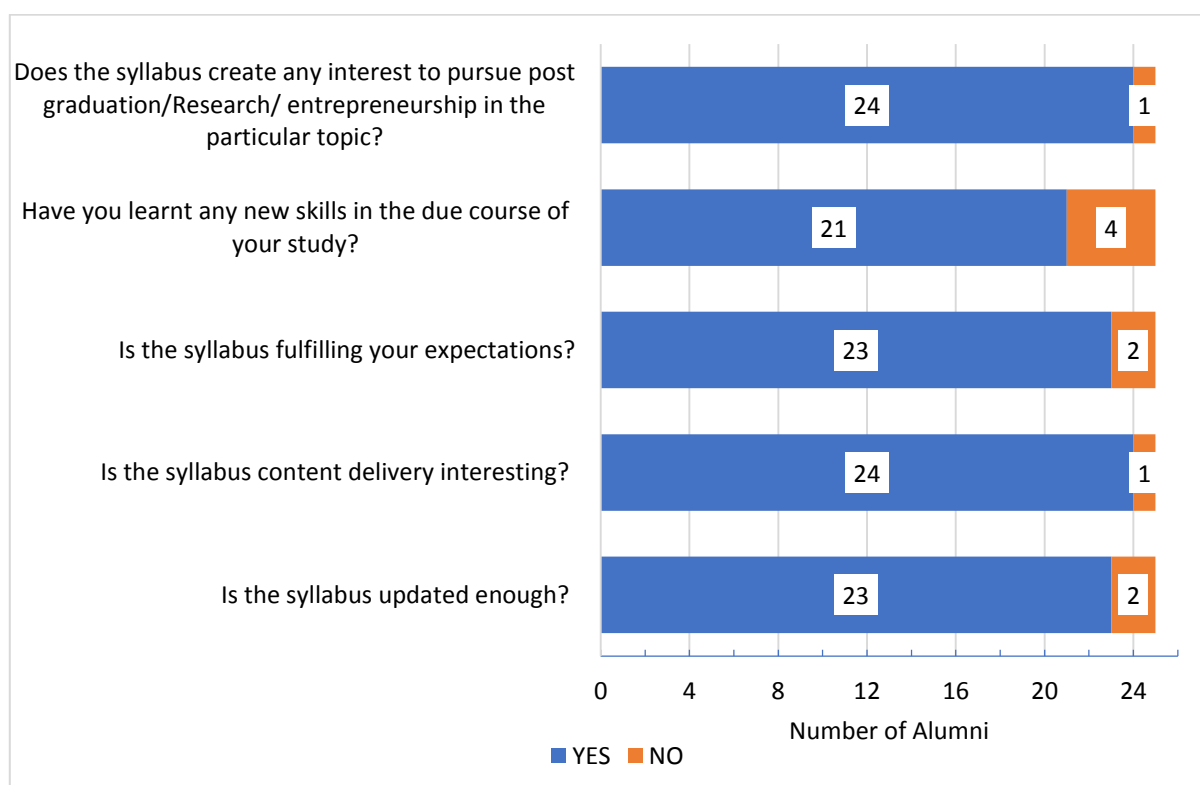


Figure 14B. Simple bar diagram showing statement wise frequency distribution of responses regarding syllabus contents given by alumni

4. ANALYSIS OF FEEDBACK GIVEN BY PARENTS

Table 15. Statement wise frequency distribution of responses given by parents

Regarding Syllabus/Course/Programme	Very Good	Good	Satisfactory	Unsatisfactory
S1. Load of the syllabus in different semesters	14	20	38	2
S2. Availability of the text and reference books in the market	9	18	44	3
S3. Fulfilment of your expectations	11	20	43	0
S4. Development of communication skills and Soft Skills	12	24	38	0
S5. Outcomes that your ward has achieved from the courses	5	25	44	0

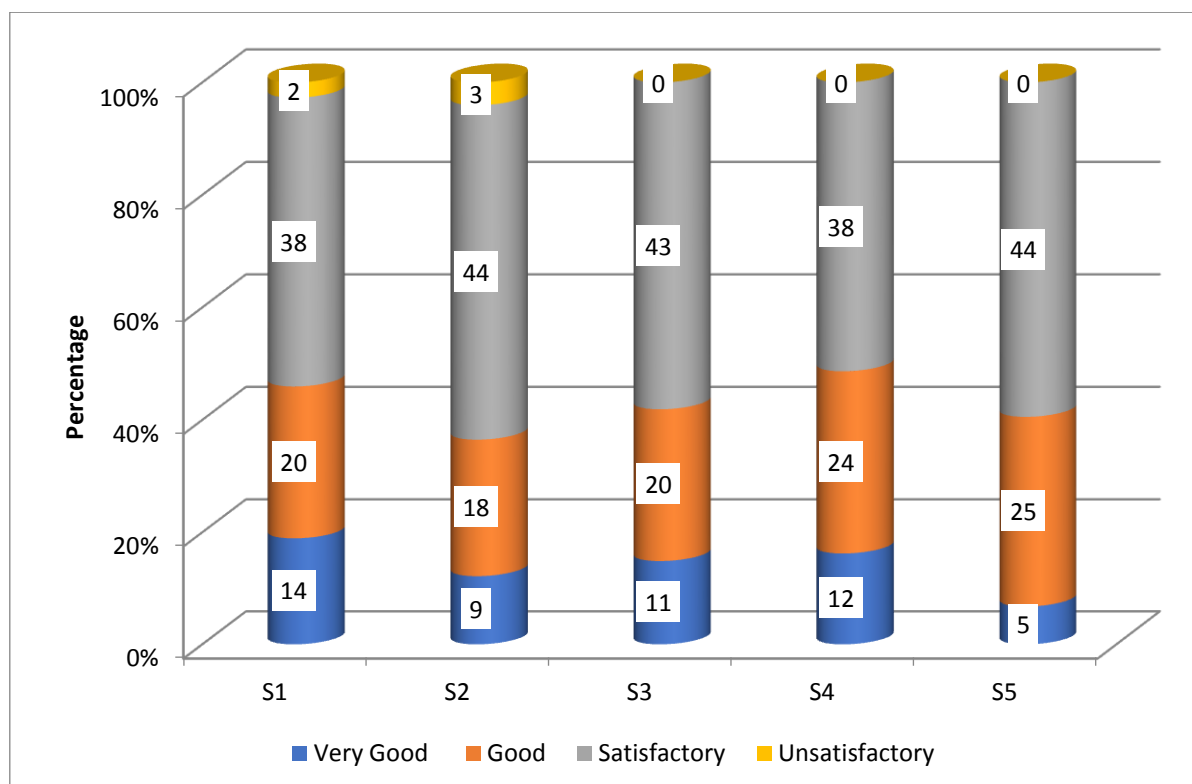


Figure 15. Cylinder bar diagram showing statement wise frequency distribution of responses given by parents



Council of Education's
**DESHBHAKT RATNAPPA KUMBHAR COLLEGE OF COMMERCE,
 KOLHAPUR**

Address – 649, C ward, Raviwar Peth, Azad Chowk, Kolhapur – 416 002
 Ph. – 0231-2641224 www.drkcollegekolhapur.org Email – info@drkcollegekolhapur.org
 Re-accredited by NAAC (2016) with Grade 'A'

Action Taken Report

Stakeholder	Feedback/Suggestions	Action Taken
Student	New supporting courses should be started	New skill-based courses have started
	Research oriented flavor should be given to students	Students are guided and supported to participate in Avishkar Competition. Sponsored Research Project of Grant of Rs. 10,000/- has been completed by the students.
Teacher	The syllabus should be more practical	Workshops were organized to inculcate the Practical knowledge of the subjects like accountancy.
	Theoretical syllabus is outdated	Some new courses are started to bridge the gap between theory and practical
Alumni	Industrial {on field} training for B. Com. Students	An industrial study tours are organized to give on field experience to students.
	ICT based teaching methods should be adopted by the teachers	Teachers are encouraged to use power point presentations, Google classrooms etc. for teaching purpose. Projectors were installed in the class rooms to use ICT based teaching methods.

IQAC Coordinator

Principal